


SLUDGE FILTER PRESS




470 mm Sludge Press
Center Feed
10-35 GPM

LIQUID/SOLID SEPARATION FOR:

- Gold Sludges
- Plating Solutions
- Sludge Dewatering
- EDM Solutions
- Biological
- Brewing

FEATURES:

- Portable
 - Expandable
 - Filter Plates, Solid Polypropylene Recessed Chamber Plates, Caulked and Gasketed
 - General Purpose Corrosion Resistant
 - Simple Manual Hydraulic Closure
 - Filter Cloths, Woven Multifilament Polypropylene
 - Heavy Duty Head and Tail Plates
 - Air Blowdown Manifold With Valves
 - Diaphragm Feed Pump, Polypropylene Construction Double Diaphragm Type Air Operated with Gauge And Regulator
 - Heavy Duty Dual Stage Manual Hydraulic Pump
 - Discharge Pan, Polypropylene or Stainless Steel
 - Cleaning Paddle
- Mobile Press, Heavy Duty Casters, Lockable Swivels
 - Steel or Polypropylene Base
 - Epoxy Painted for Maximum Chemical Resistance
 - Minimum Working Temperature 20° C
 - Maximum Working Temperature 100° C Pressures up to 100 PSI



320 mm Sludge Press
Corner Feed
5-10 GPM

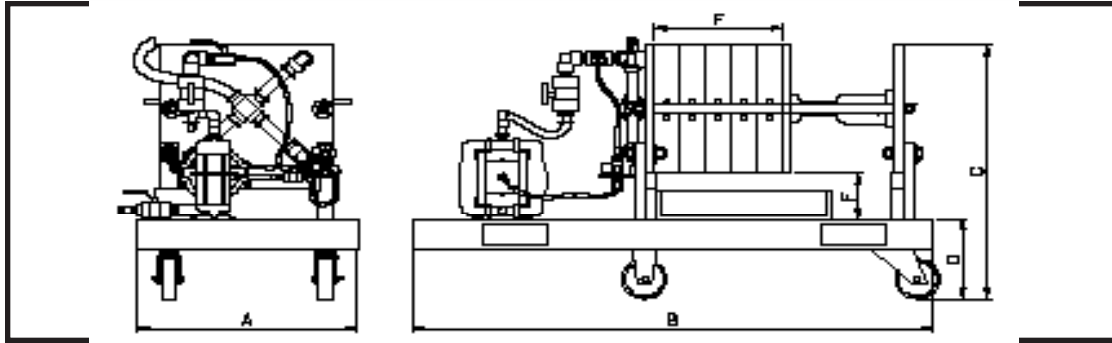
DENVER
MINERAL ENGINEERS, INC.
10,001 S. Highway 121, RR#1
Littleton, CO 80125

Telephone: (303) 932-6280

Fax: (303) 932-6205

E-Mail: sales@denvermineral.com

Web Page: <http://www.denvermineral.com>



SPECIFICATIONS

MODEL NO.	CAPACITY (FT3)	NUMBER OF CHAMBERS	APPROXIMATE WEIGHT (LBS)	PLATE SIZE (IN) L x W x D	TOTAL AREA (SQ. FT.)	CLOSURES SYSTEM						
FP-320-2	.12	2	247.4	12.6 X 12.6 X 2.17	1.31	MANUAL/HYD						
FP-320-3	.18	3	254.8	12.6 X 12.6 X 2.17	2.63	MANUAL/HYD						
FP-320-4	.24	4	262.2	12.6 X 12.6 X 2.17	3.94	MANUAL/HYD						
FP-320-5	.30	5	269.6	12.5 X 12.6 X 2.17	5.25	MANUAL/HYD						
FP-320-6	.36	6	277.0	12.5 X 12.6 X 2.17	6.57	MANUAL/HYD						
FP-470-4	.54	4	1135.0	18.5 X 18.5 X 2.25	11.37	MANUAL/HYD						
FP-470-6	.81	6	1165.0	18.5 X 18.5 X 2.25	17.05	MANUAL/HYD						
FP-470-8	1.08	8	1195.0	18.5 X 18.5 X 2.25	22.74	MANUAL/HYD						
FP-470-10	1.35	10	1225.0	18.5 X 18.5 X 2.25	28.42	MANUAL/HYD						
FP-470-12	1.62	12	1295.0	18.5 X 18.5 X 2.25	34.10	MANUAL/HYD						
FP-470-14	1.89	14	1325.0	18.5 X 18.5 X 2.25	39.79	MANUAL/HYD						
FP-470-16	2.16	16	1355.0	18.5 X 18.5 X 2.25	45.47	MANUAL/HYD						
FP-470-18	2.43	18	1385.0	18.5 X 18.5 X 2.25	51.16	MANUAL/HYD						
MODEL NO.	CAKE THK (Inches)	PL. Vol. (Gal.)	PL. Wt (LBS)	DIMENSIONS (Inches)						Sludge Pump Conn. NPT IN/OUT	AIR ROOMS	
				A	B	C	D	E	F		(CFM)	(PSI)
FP-320-2	1.26	.45	7.4	20.0	47.0	23.25	5.12	5.0	6.50	1" X 3/4"	5	40
FP-320-3	1.26	.45	7.4	20.0	47.0	23.25	5.12	5.0	8.66	1" X 3/4"	5	40
FP-320-4	1.26	.45	7.4	20.0	47.0	23.25	5.12	5.0	10.83	1" X 3/4"	5	40
FP-320-5	1.26	.45	7.4	20.0	47.0	23.25	5.12	5.0	12.99	1" X 3/4"	5	40
FP-320-6	1.26	.45	7.4	20.0	47.0	23.25	5.12	5.0	15.16	1" X 3/4"	5	40
FP-470-4	1.26	1.01	15.0	36.25	78.0	42.0	6.0	9.0	11.12	3" X 1-1/2"	12	50
FP-470-6	1.26	1.01	15.0	36.25	78.0	42.0	6.0	9.0	15.62	3" X 1-1/2"	12	50
FP-470-8	1.26	1.01	15.0	36.25	78.0	42.0	6.0	9.0	20.12	3" X 1-1/2"	12	50
FP-470-10	1.26	1.01	15.0	36.25	78.0	42.0	6.0	9.0	24.62	3" X 1-1/2"	12	50
FP-470-12	1.26	1.01	15.0	36.25	92.0	42.0	6.0	9.0	29.12	3" X 1-1/2"	12	50
FP-470-14	1.26	1.01	15.0	36.25	92.0	42.0	6.0	9.0	33.62	3" X 1-1/2"	12	50
FP-470-16	1.26	1.01	15.0	36.25	92.0	42.0	6.0	9.0	38.12	3" X 1-1/2"	12	50
FP-470-18	1.26	1.01	15.0	36.25	92.0	42.0	6.0	9.0	42.62	3" X 1-1/2"	12	50

Sizing: CU. FT. CAPACITY = $\frac{\text{GAL.} \times \% \text{Suspended Solids} \times 8.33}{\text{AVG. Lbs. Dry Wt./CU. FT.}}$

Sludge Type	% Suspended Solids	Average Dry Weight/CU. FT.
Gold Electrowon	25-75	90
Biological	15-25	15
Metel Hydroxide	25-40	25
Lime Treated	15-60	30